



# A SNAPSHOT OF CSR SPEND IN FY 2014-15' 250 BSE-LISTED COMPANIES

October 2015

Abridged Version  
[www.ngobox.org](http://www.ngobox.org)



## About the Report

This report is an abridged version of NGOBOX's 'India CSR Outlook Report 2015.

The report provides an in-depth analysis of CSR spending in India in the first financial year after the enactment of the Companies Act 2013. The report presents how, where and on what CSR money was spent by companies in FY/14-15. The insights like which state gets highest CSR spent, which is the most preferred theme for CSR project implementation, how do companies implement CSR projects etc are important for companies, regulators and other stakeholders to help them plan their future CSR strategy and action-plan.

**The CSR Outlook Report is an analysis of CSR spending of Bombay Stock Exchange (BSE) listed 250 companies.** These companies were selected on three broad parameters:

- I. The prescribed CSR spending for FY 2014-15 was over INR 1 crore
- II. Availability of the annual report of the company by 30th August 2015
- III. Representation of all sectors in the study sample

## Prescribed CSR Budget and the Actual CSR Spent

**Total Companies: 250**

These 250 companies had total prescribed CSR requirement of INR 7040 Cr in FY 2014-15, almost half of the estimated CSR budget (various sources) of the companies falling under the ambit of the CSR Rules under the Companies Act 2013.

Pharmaceuticals (24) and Finance (24) sectors companies together comprise 19% of the companies in the Report

- 27 Companies are CPSEs
- Prescribed CSR budget increases by 13.8% from 2014-15 to 2015-16
- 43% companies (107) have their own foundations/trusts
- These 250 companies have implemented 2784 projects in FY 2014-15
- 3% companies did not spend at all from their prescribed CSR budget.

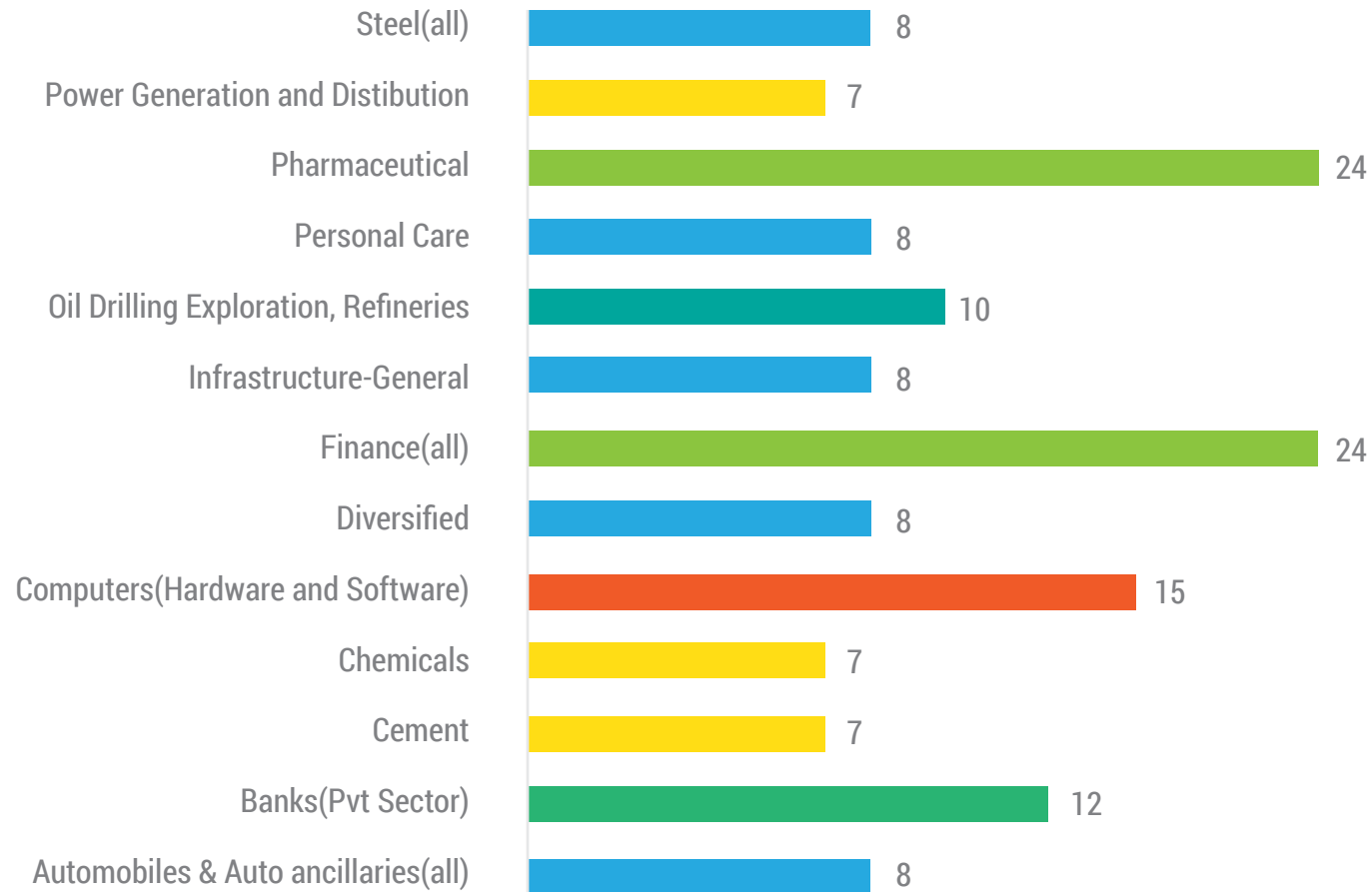
### Prescribed CSR Spend:

As per the Companies Act 2013, companies falling under the ambit of mandatory CSR criteria must spend 2 percent of the average net profits of the immediately preceding three financial years on specified CSR activities.

## Sector-wise Companies (Number)

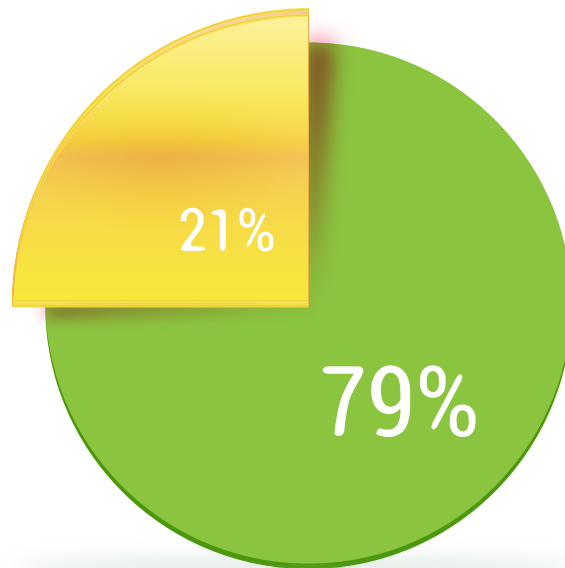
Top 13 Sectors : 146 Companies  
 Others : 104 Companies  
 Total : 250 Companies

### Top 13 Sectors



## Prescribed CSR Budget and Actual CSR Spent FY 2014-15 (INR Cr)

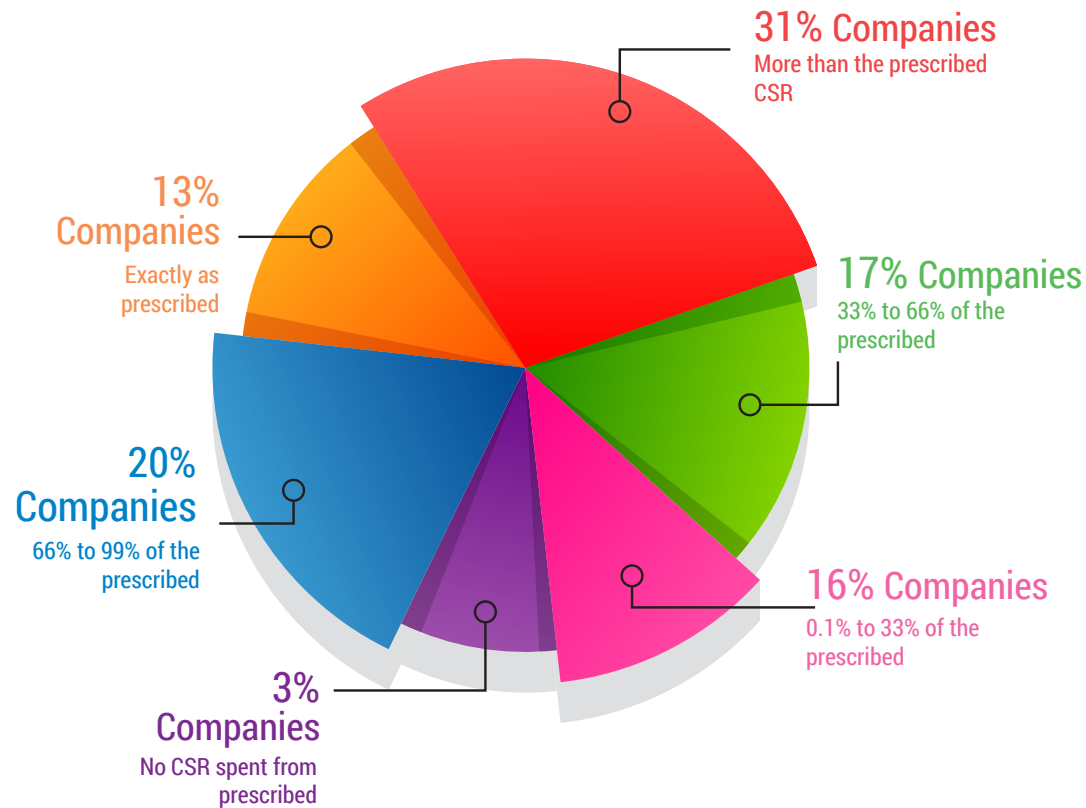
■ Actual CSR Spent    ■ Unspent CSR Budget



Prescribed CSR spend in FY 2014-15	7040
Actual CSR spent in FY 2014-15	5563
Actual CSR spent in percentage	79%
Prescribed CSR spend in FY 2015-16	8016
Percentage increase in prescribed CSR budget from previous year	13.8% ↑

## Actual to Prescribed CSR Spent Among Companies

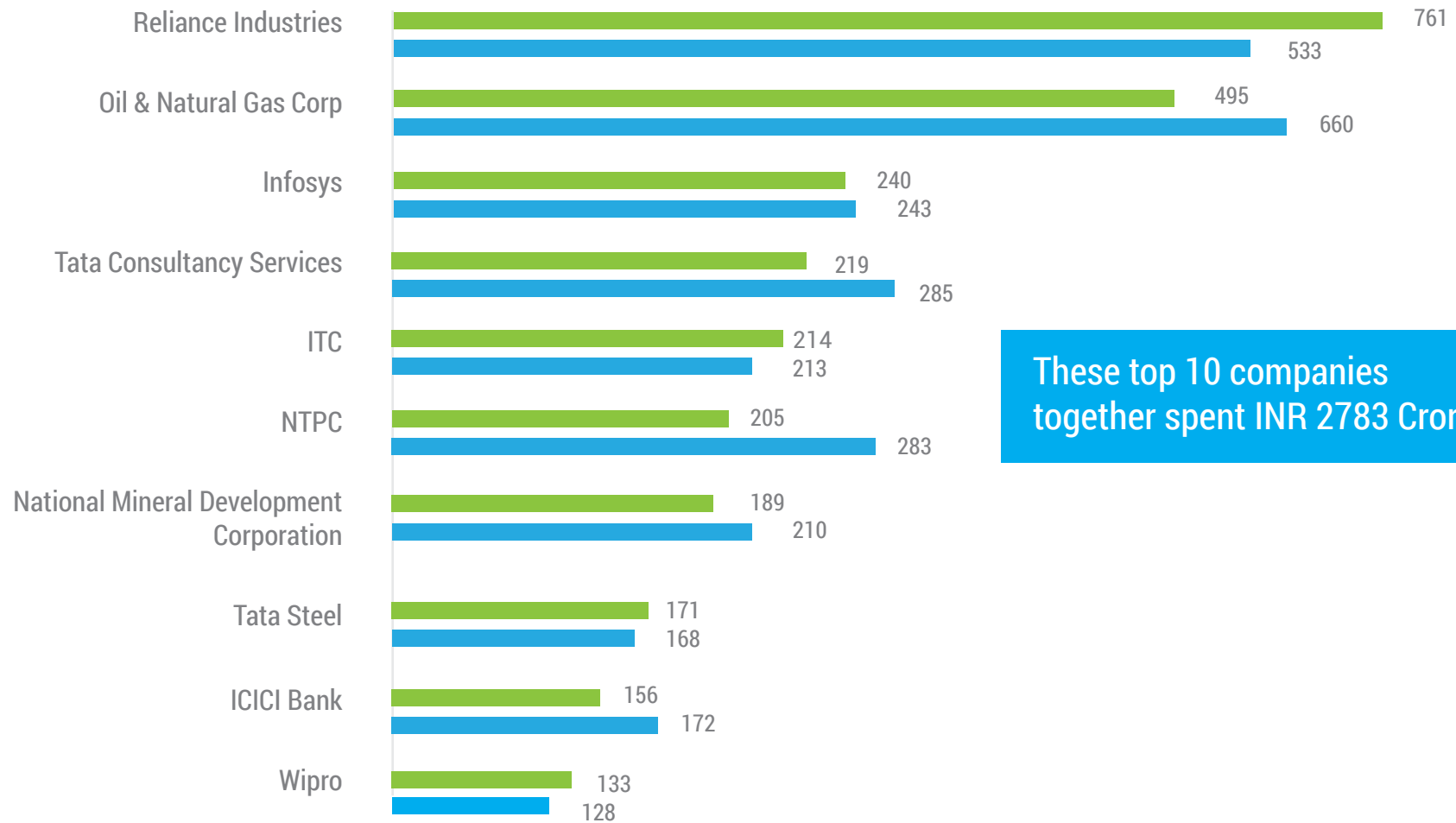
Almost one third of companies spent more than the prescribed CSR Budget.



Actual CSR Spent Range	No. of companies
More than the prescribed CSR	78 ↑
Exactly as prescribed	33 ↔
66% to 99% of the prescribed	50 ↓
33% to 66% of the prescribed	43 ↓
0.1% to 33% of the prescribed	39 ↓
No CSR spent from prescribed	7 —

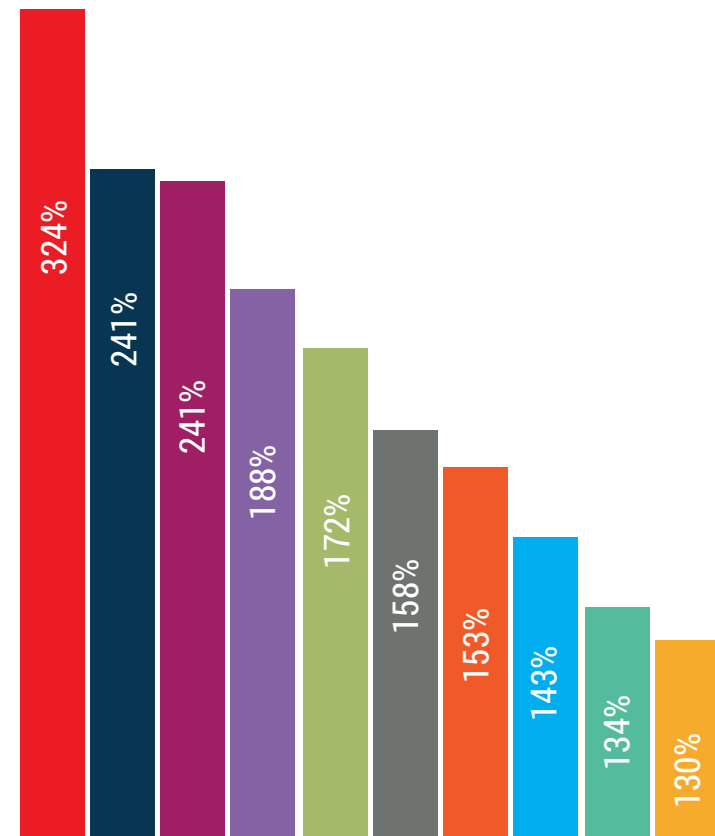
## Top 10 Companies-By Actual CSR Spent (INR Cr.)

Actual CSR Spent Prescribed CSR



## Top 10 Companies: By Actual CSR Spent in % (In INR Cr.)

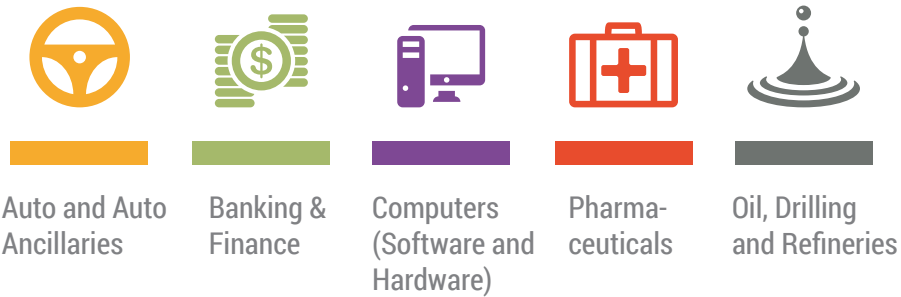
Company	Prescribed CSR	Actual CSR	Actual CSR in %
 Kirloskar Brothers Ltd	1.39	4.50	324%
 Sobha Developers Ltd	5.97	14.40	241%
 Indian Metals & Ferro Alloys	1.68	4.05	241%
 Indiabulls Housing Finance Ltd	23.20	43.50	188%
 Tech Mahindra Ltd	30.88	53.21	172%
 Bharat Forge Ltd	7.12	11.23	158%
 UPL Ltd	6.93	10.62	153%
 Reliance Industries Ltd	532.96	760.58	143%
 Kirloskar Ferrous Industries Ltd	1.22	1.63	134%
 NIIT Technologies Ltd	3.63	4.72	130%



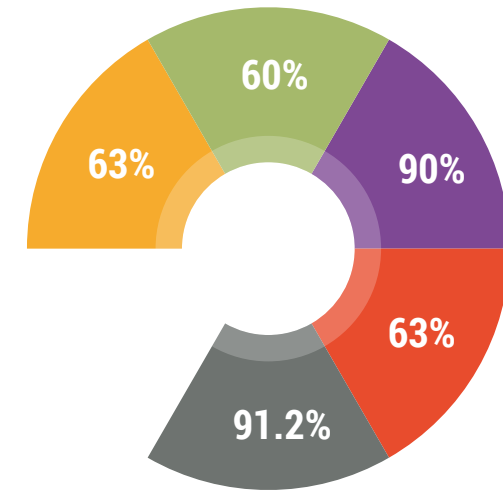
\* Actual to prescribed CSR in %

## Sectors Wise Performance (Actual CSR Spent in %)

### Actual CSR Spent to the Prescribed CSR

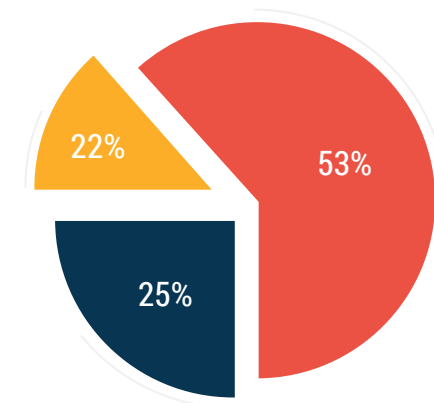


	Auto and Auto Ancillaries	Banking & Finance	Computers (Software and Hardware)	Pharmaceuticals	Oil, Drilling and Refineries
Prescribed CSR	291	1161	763	228	1739 (INR Cr.)
Actual CSR	183	702	690	143	1586 (INR Cr.)
% of Actual to Prescribed CSR	63%	60%	90%	63%	91.2%



## Project Implementation or Project Fund Management by

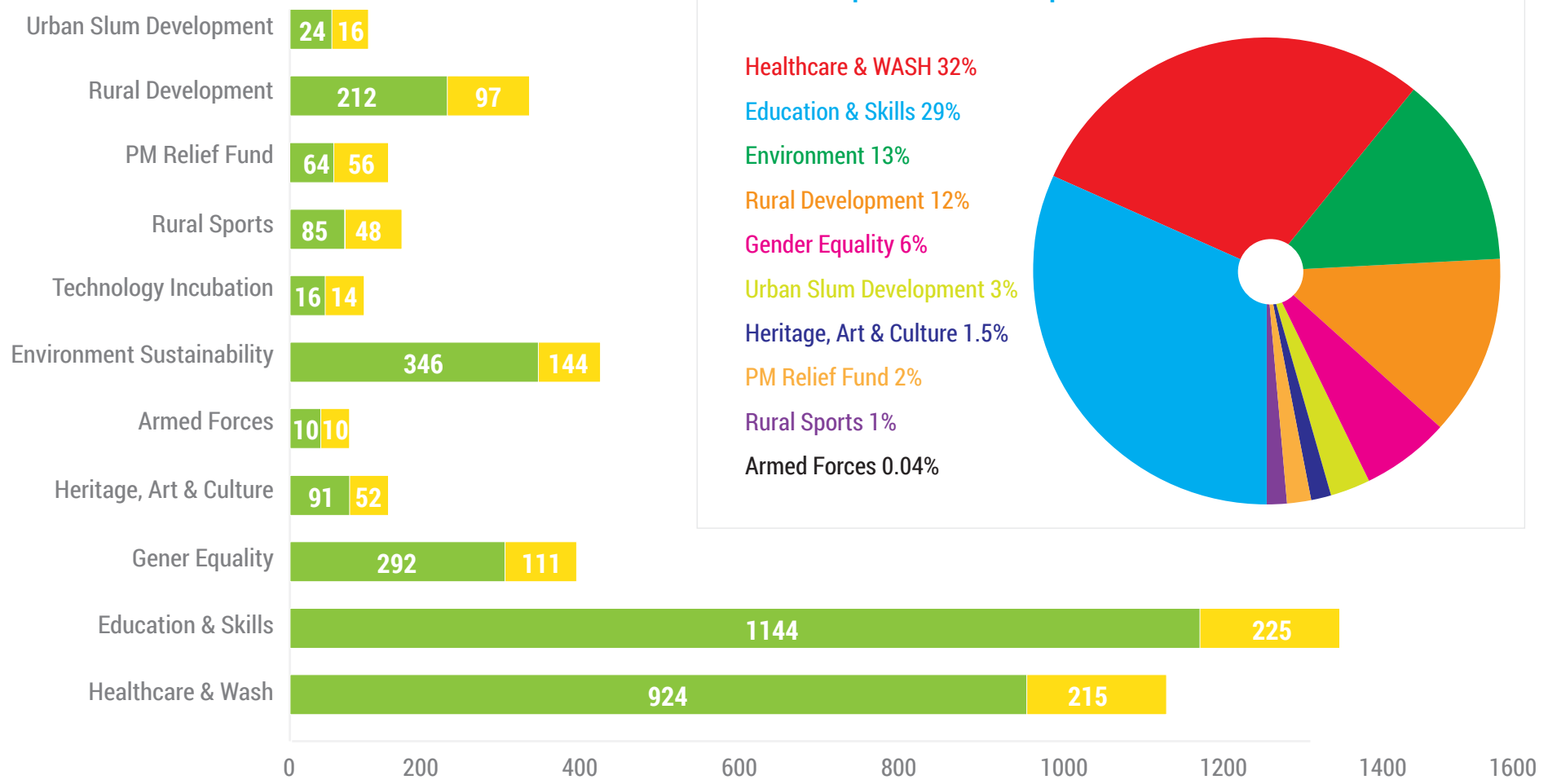
Implementation or Management Agency	No. of Projects	% in Total Projects
Direct by companies	700	25%
CSR foundations	1465	53%
CSR partners	619	22%





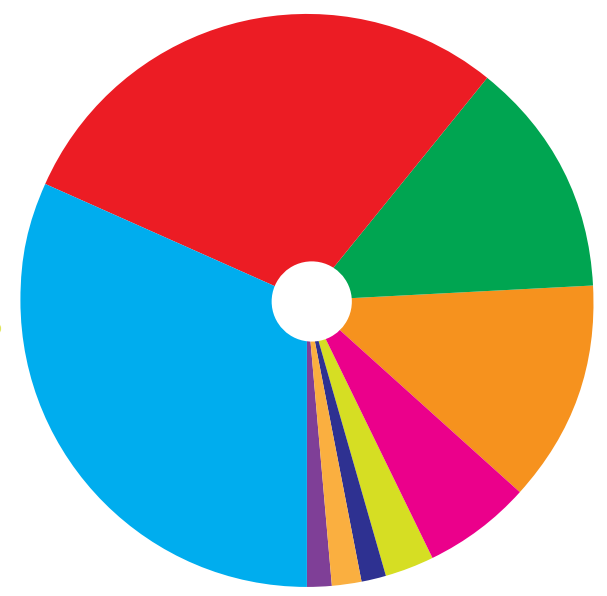
## The Schedule VII wise no. of projects and companies

■ No. of Projects ■ No. of Companies



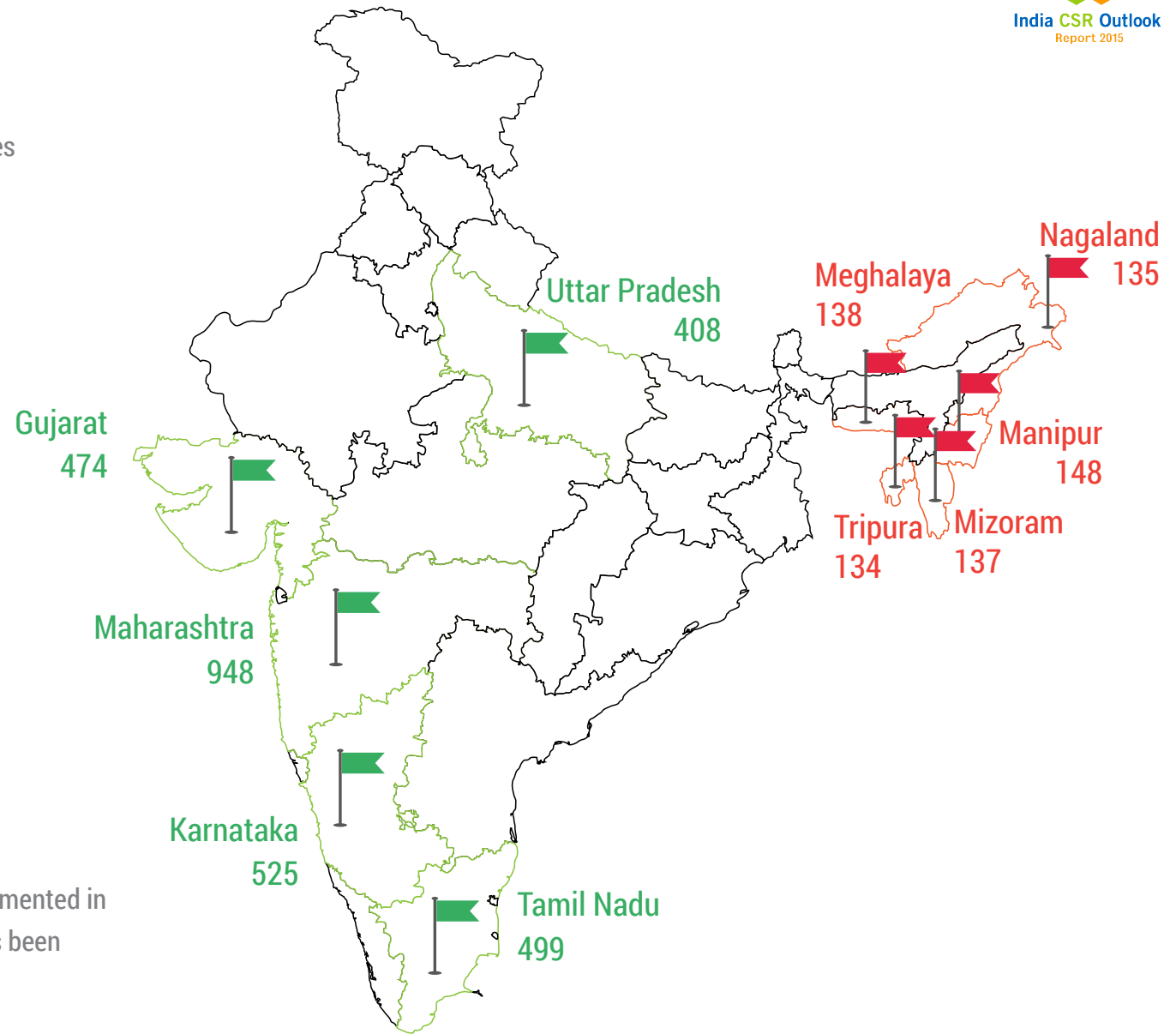
### Break-up of the CSR Spend-Sector-wise

- Healthcare & WASH 32%
- Education & Skills 29%
- Environment 13%
- Rural Development 12%
- Gender Equality 6%
- Urban Slum Development 3%
- Heritage, Art & Culture 1.5%
- PM Relief Fund 2%
- Rural Sports 1%
- Armed Forces 0.04%



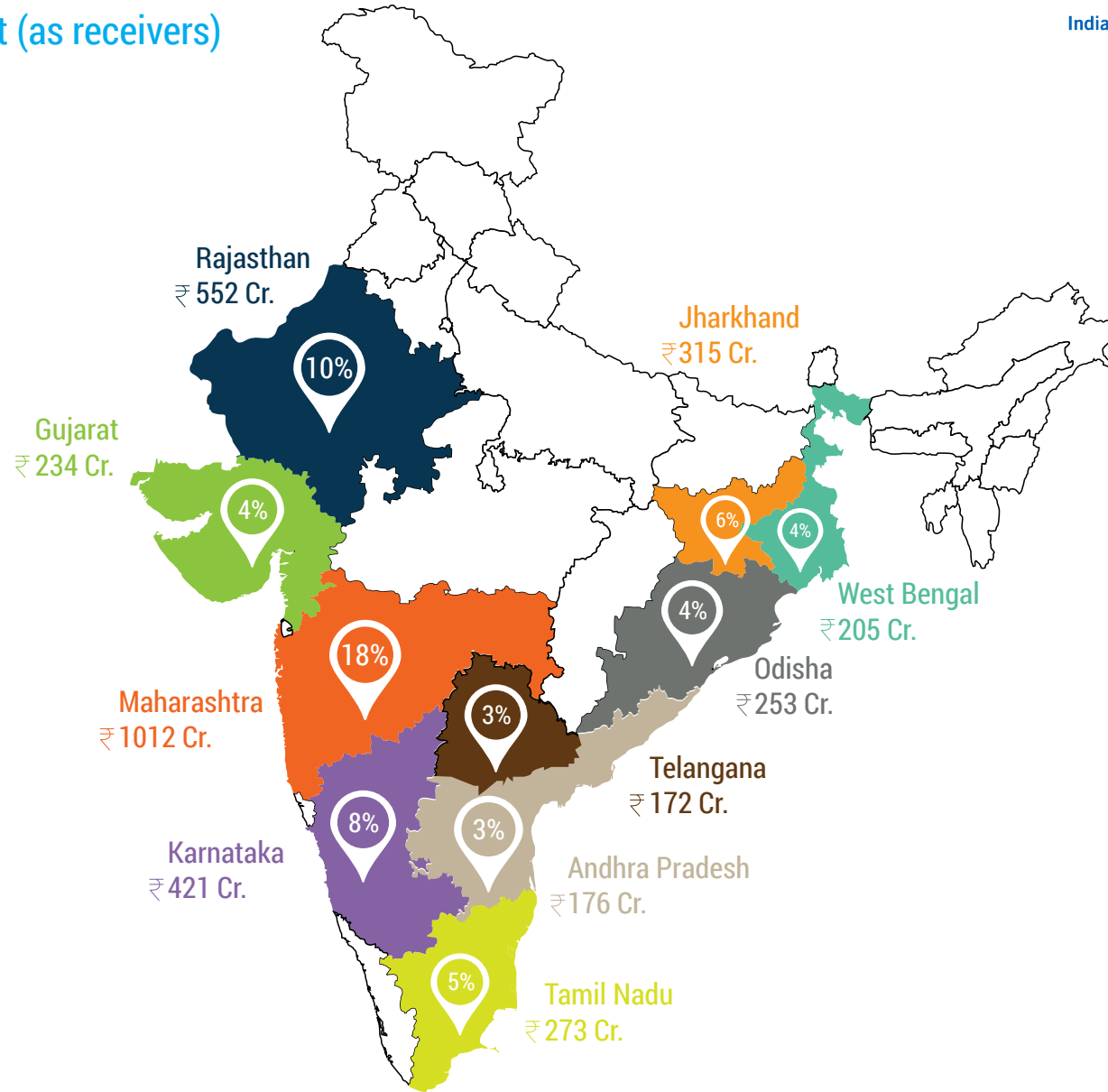
## Top and Bottom 5 States: CSR Projects (Number-wise)

■ Top 5 States   ■ Bottom 5 States



Note: Most of the projects were implemented in more than one state, and the data has been presented accordingly.

## Top 10 States with CSR Spent (as receivers)



## Observations

To compile the data for this report, our Team went through annual reports of 460 companies. There are a few interesting observations worth sharing:

Most of the companies who could not spend the prescribed CSR budget, have not given any specific reason for not spending the full prescribed amount, and instead chose to give a generic commitment to spend the remaining amount in the next financial year.

Many of the companies have not given information as per the format provided in the Schedule VII of the Companies Act

A good number of companies have mentioned committed amount as the actual CSR spent. For example, if a company had committed INR 2 Cr. for a hospital construction and could spend only INR 70 Lakh in FY 2014-15, they have mentioned the INR 2 Cr. as the actual CSR spent instead of INR 70 Lakh.

Only a few companies have provided details of their CSR implementation partners.

Companies are still facing issue in identifying credible partners or are not aware how to find good CSR implementation partners. Some of the companies have mentioned that they are still setting up internal processes to bring implementation partners on the board.

A good number of companies contributed more than 50% of their prescribed CSR budget to PM Relief fund.

Even though we have not included Public Sector Banks (PSBs) in this study, on an average PSBs spent less than 1% of their average net profit of previous three years.

## About NGOBOX

NGOBOX is a development communication platform promoted by Renalysis Consultants Pvt Ltd. We network with businesses, CSR foundations, social enterprises and non-profit organizations, to create and share opportunities for doing good. Our services are; one-click outreach, partnerships & alliances, market research, recruitment support and customized capacity building programs.

Our unique, custom-build packages help your organization to find reliable partners, build their capacities and scale up initiatives by bringing more partners on the board. Recently we managed 'Public Health Champion Awards 2015' for the World Health Organization India Country Office. We are helping GIZ (NRM) India to build a roster of sector-experts for consulting assignments. A few of our other clients are UNICEF India, WWF-India, ActionAid Association, IIM-Bangalore, SPJIMR and ITC.

Reach us at:

Bhomik Shah, [bhomik@ngobox.org](mailto:bhomik@ngobox.org) +91-8860179180  
Rikhiya Banerjee, [Rikhiya@ngobox.org](mailto:Rikhiya@ngobox.org) +91-9971429654  
Research Desk – Tamanna Girdhar

[www.ngobox.org](http://www.ngobox.org)

## List of 250 Companies in the Report (INR Cr.)

No.	Company	Prescribed CSR Spend FY 2014-15	Actual CSR Spend FY 2014-15	Prescribed CSR Spend FY 2015-16*
1	3M India Ltd	1.60	0.49	2.06
2	Aarti Drugs Ltd	1.20	1.05	1.67
3	Kirloskar Brothers Ltd	1.39	4.50	0.98
4	Sobha Developers Ltd	5.97	14.40	6.01
5	Indian Metals & Ferro Alloys	1.68	4.05	1.21
6	Agro Tech Foods Ltd	1.12	0.73	1.09
7	AIA Engineering Ltd	5.87	1.14	8.52
8	Indiabulls Housing Finance Ltd	23.20	43.50	40.25
9	Akzo Nobel India Ltd	3.23	0.80	5.05
10	Alembic Pharmaceuticals Ltd	4.72	3.10	5.84
11	Tech Mahindra Ltd	30.88	53.21	46.56
12	Apollo Hospitals Enterprise Ltd	7.77	7.77	8.61
13	Apollo Tyres Ltd	8.47	5.68	13.49
14	Bharat Forge Ltd	7.12	11.23	13.96
15	Asian Paints Ltd	29.87	19.01	23.84
16	Astra Microwave	1.08	1.08	1.34

No.	Company	Prescribed CSR Spend FY 2014-15	Actual CSR Spend FY 2014-15	Prescribed CSR Spend FY 2015-16*
17	UPL Ltd	6.93	10.62	9.53
18	Atul Ltd.	3.95	3.95	5.31
19	Aurobindo Pharma Ltd	13.90	8.10	28.73
20	Axis Bank Ltd	133.77	123.22	186.39
21	Bajaj Auto Ltd	86.33	42.91	86.55
22	Bajaj Finance Ltd	16.53	5.80	22.13
23	Bajaj Finserv Ltd	1.48	1.00	2.28
24	Bajaj Holdings & Investment Ltd	5.47	4.00	16.72
25	Balkrishna Industries Ltd	11.01	11.01	13.2
26	Reliance Industries Ltd	532.96	760.58	557.13
27	Balrampur Chini Mills Ltd	1.57	0.92	0.98
28	BASF India Limited	3.55	1.26	1.98
29	Bayer CropScience Ltd/India	7.03	3.41	17.18
30	Berger Paints	5.80	1.53	6.78
31	Bharat Electronics Ltd	22.37	4.57	25.04

No.	Company	Prescribed CSR Spend FY 2014-15	Actual CSR Spend FY 2014-15	Prescribed CSR Spend FY 2015-16*
32	Kirloskar ferrous Industries Ltd	1.22	1.63	1.28
33	Bharat Heavy Electricals Ltd	164.45	102.06	110.65
34	Bharat Petroleum Corp Ltd	76.01	33.95	116
35	Bharti Airtel Ltd	140.00	41.10	203.25
36	Bharti Infratel Ltd.	19.20	17.30	40.61
37	NIIT Technologies Ltd	3.63	4.72	4.43
38	Jubilant Life Sciences Ltd	1.20	1.56	1.1
39	Bombay Dyeing & Manu. Co Ltd	1.47	1.38	1.04
40	Britannia Industries Ltd.	7.35	7.35	11.72
41	Cadila Healthcare Ltd	10.80	10.80	19.19
42	Cairn India Ltd	129.80	70.40	107.4
43	Can Fin Homes Ltd	1.62	0.03	2.13
44	Capital First Ltd.	1.93	0.75	1.87
45	Carborundum Universal Ltd	2.39	2.18	2.73
46	CCL Products (India) Ltd.	1.62	1.62	2.02
47	CEAT Ltd	4.02	3.23	6.44
48	Kitex Garments Ltd	1.14	1.48	1.83

No.	Company	Prescribed CSR Spend FY 2014-15	Actual CSR Spend FY 2014-15	Prescribed CSR Spend FY 2015-16*
49	CESC Ltd	15.16	15.16	16.54
50	Chambal Fertilizers & Chem. Ltd	9.1	8.36	8.02
51	Cholamandalam Inv.& FinCo. Ltd.	8.60	5.73	11.05
52	Cipla Ltd India	34.86	13.43	33.88
53	CMC Ltd	4.18	4.18	5.52
54	Godrej Consumer Products Ltd	12.41	16.08	14.49
55	Container Corporation Of India	24.90	20.56	25.27
56	Coromandel International Ltd	13.23	10.28	11.54
57	Crompton Greaves Ltd	13.54	6.59	14.72
58	Cummins India Ltd	15.90	8.10	18.71
59	Cyient Ltd	3.55	3.55	6.24
60	Century Plyboards India Ltd	1.24	1.56	2.02
61	DB Corp Ltd	7.36	3.69	8.59
62	DCM Shriram Ltd	3.19	3.19	5.12
63	Deepak Fertilizers & Petro Ltd.	3.97	0.83	4.3
64	Dewan Housing Finance Corp Ltd	11.58	0.45	15.26

No.	Company	Prescribed CSR Spend FY 2014-15	Actual CSR Spend FY 2014-15	Prescribed CSR Spend FY 2015-16*
65	Divi's Laboratories Ltd	17.70	5.22	19.12
66	DLF Ltd	12.82	12.82	16.15
67	Dr Reddy's Laboratories Ltd	36.60	29.17	41.78
68	eClerx Services Ltd	4.63	4.63	5.31
69	Gujarat State Ferti & Chem Ltd	15.92	18.89	12.25
70	EIH Ltd	2.38	2.38	2.57
71	Marico Ltd	9.50	11.19	13.27
72	Neyveli Lignite Corp Ltd	41.60	47.49	44.27
73	Hindustan Copper Ltd	6.44	7.26	6.1
74	Entertainment Network India	1.60	0.71	2.33
75	Federal Bank Ltd	23.83	7.27	26.17
76	Finolex Cables Ltd	3.03	0.00	4.52
77	Tata Investment Corp Ltd	1.11	1.25	4.1
78	GAIL India Ltd	118.67	71.89	111.63
79	Gateway Distriparks Ltd	1.72	1.72	1.6
80	Glenmark Pharmaceuticals Ltd	7.70	5.70	14.09
81	Godfrey Phillips India Ltd	4.99	4.99	5.09

No.	Company	Prescribed CSR Spend FY 2014-15	Actual CSR Spend FY 2014-15	Prescribed CSR Spend FY 2015-16*
82	Elgi Equipments Ltd.	2.05	2.31	1.83
83	Godrej Industries Ltd	2.82	2.78	2.36
84	Godrej Properties Ltd	2.13	1.47	2.53
85	Granules India Ltd	1.37	0.30	1.98
86	Grasim Industries Ltd	20.00	16.71	21.33
87	Great Eastern Shipping Co Ltd	2.27	0.34	4.66
88	Greaves Cotton Ltd.	3.80	0.00	3.15
89	Greenply Industries Ltd.	2.43	0.10	2.93
90	Grindwell Norton Ltd	2.69	0.54	2.7
91	GRUH Finance Ltd.	4.02	1.93	4.95
92	Amara Raja Batteries Ltd	8.58	9.63	10.46
93	Gujarat State Petronet Ltd	14.96	0.28	14.3
94	Hatsun Agro Products Ltd	1.14	0.00	1.24
95	Havells India Ltd	9.92	9.79	11.32
96	Hawkin Cookers Ltd	1.01	0.00	1.03
97	HDFC Bank Ltd	197.13	118.55	252.34

No.	Company	Prescribed CSR Spend FY 2014-15	Actual CSR Spend FY 2014-15	Prescribed CSR Spend FY 2015-16*
98	Hero MotoCorp Ltd	44.04	2.37	58.17
99	J. K. Tyre Industries Ltd	1.85	2.07	4.82
100	Hindalco Industries	32.42	30.42	33.19
101	Finolex Industries Ltd	3.45	3.83	3.42
102	Tata Coffee Ltd.	2.29	2.54	2.8
103	NHPC Ltd	47.64	52.24	50.74
104	Hindustan Zinc Ltd	152.64	59.28	167.06
105	HT Media	2.72	2.72	2.21
106	ICICI Bank Ltd	172.00	156.00	274.56
107	ICRA Ltd.	1.23	0.00	1.59
108	IDBI Bank Ltd	26.29	23.44	37.66
109	Idea Cellular	31.5	0	54.88
110	IDFC Ltd	47.00	10.04	46.79
111	IFCI Ltd	9.16	7.48	13.62
112	Torrent Pharmaceuticals Ltd	13.69	15.01	16.13
113	IL&FS Transportation Networks	7.64	8.26	7.64
114	OCL India Ltd	2.65	2.79	3.47

No.	Company	Prescribed CSR Spend FY 2014-15	Actual CSR Spend FY 2014-15	Prescribed CSR Spend FY 2015-16*
115	Indian Oil Corp Ltd	133.40	113.79	157.12
116	Indoco Remedies Ltd.	1.33	1.33	1.53
117	Indraprastha Gas Ltd	10.12	1.33	11.45
118	IndusInd Bank Ltd	32.64	17.53	42.75
119	Info Edge (India) Ltd	3.38	3.38	4.06
120	Infosys Ltd	243.00	239.54	287.79
121	Ingersoll-Rand (India) Ltd	2.20	1.48	2.07
122	Ipca Laboratories Ltd	9.68	7.09	9.65
123	Tata Global Beverages Ltd	3.72	3.91	8.37
124	Tata Power Co Ltd	29.80	31.13	31.4
125	Astral Polytechnik Ltd	1.54	1.60	1.84
126	J.K. Cement Ltd.	5.15	5.15	4.24
127	Jindal Steel & Power Ltd	47.97	49.78	21.26
128	Ajanta Pharma Ltd	3.74	3.88	6.14
129	Rashtriya Chem & Fert Ltd.	8.02	8.30	8.38
130	Kirloskar Oil Engines Ltd	5.19	5.37	4.8



No.	Company	Prescribed CSR Spend FY 2014-15	Actual CSR Spend FY 2014-15	Prescribed CSR Spend FY 2015-16*
131	Wipro Ltd	128.30	132.70	182.47
132	Hindustan Unilever Ltd	79.92	82.35	107.82
133	Jubilant FoodWorks Ltd	3.59	0.69	3.71
134	Ashok Leyland Ltd	1.72	1.77	5.48
135	Jyothy Laboratories Ltd	1.66	1.21	2.19
136	Kansai Nerolac Paints Ltd.	6.10	4.50	7.51
137	Karnataka Bank Ltd	6.03	0.96	9.43
138	Karur Vysya Bank	9.88	1.14	10.56
139	Engineers India Ltd	16.60	17.08	13.71
140	Novartis India Ltd	3.24	3.33	2.39
141	Abbott India Ltd	4.52	4.63	5.32
142	Kirloskar Pneumatics	1.69	1.69	1.07
143	Sterlite Technologies Ltd	1.32	1.35	1.61
144	Kotak Mahindra Bank Ltd	39.20	11.97	47.18
145	KPIT Technologies Ltd	2.70	2.70	3.35
146	L&T Finance Holdings Ltd	1.15	1.15	5.45
147	JK Lakshmi Cement	3.29	3.36	3.08

No.	Company	Prescribed CSR Spend FY 2014-15	Actual CSR Spend FY 2014-15	Prescribed CSR Spend FY 2015-16*
148	Lakshmi Vilas Bank	2.02	0.12	2.44
149	Larsen & Toubro Ltd	106.21	76.54	137.34
150	LIC Housing Finance Ltd	29.62	4.00	35.34
151	Lupin Ltd	39.60	12.60	53.83
152	Magma Fincorp Ltd	3.78	0.30	3.55
153	Maharashtra Seamless Ltd	5.01	2.27	3.12
154	Aditya Birla Nuvo Ltd	9.41	9.61	13.83
155	Tata Steel Ltd	168.26	171.46	173.73
156	TVS Motor Co Ltd	6.30	6.40	6.45
157	TTK Prestige Ltd	3.32	3.37	3.14
158	Manappuram Finance Ltd	10.17	4.71	7.08
159	National Buildings Const Ltd.	4.29	4.35	4.83
160	Maruti Suzuki India Ltd	50.11	37.25	76.78
161	McLeod Russel India Ltd	4.99	4.30	3.61
162	MindTree Ltd	6.85	4.01	11.27
163	Mahindra Holidays & Resorts	2.99	3.03	2.75

No.	Company	Prescribed CSR Spend FY 2014-15	Actual CSR Spend FY 2014-15	Prescribed CSR Spend FY 2015-16*
164	Motherson Sumi Systems Ltd	11.70	0.15	14.21
165	Natco Pharma Ltd	2.50	2.50	2.72
166	National Aluminium Co Ltd	20.14	19.09	26.24
167	JSW Steel Ltd	42.86	43.39	51.39
168	National Mineral Dev. Corp.	210.56	188.65	193.28
169	Lakshmi Machine Works Ltd	4.25	4.30	4.8
170	Navin Florine Int Ltd	3.00	1.31	1.34
171	Nesco Ltd.	2.18	2.18	2.6
172	MOIL Ltd	13.42	13.57	13.71
173	Pidilite Industries Ltd	11.32	11.43	12.8
174	Jindal SAW Ltd	5.20	5.25	5.78
175	Wonderla Holidays Ltd	1.05	1.06	1.21
176	NTPC Ltd	283.48	205.18	273.52
177	Oberoi Realty Ltd	6.96	0.15	5.54
178	Simplex Infrastructures Ltd	2.12	2.14	1.8
179	Oil & Natural Gas Corp Ltd	660.61	495.23	596.87
180	Oracle Financial Services Ltd.	32.90	11.90	32.32

No.	Company	Prescribed CSR Spend FY 2014-15	Actual CSR Spend FY 2014-15	Prescribed CSR Spend FY 2015-16*
181	Persistent Systems Ltd	5.15	5.20	6.25
182	Page Industries Ltd	3.55	0.89	4.62
183	Colgate-Palmolive India Ltd	13.17	13.28	14.48
184	Petronet LNG Ltd	28.84	4.24	25.06
185	Pfizer Ltd (India)	6.02	1.29	8.48
186	PI Industries Ltd	3.48	1.02	5.03
187	Himachal Futuristic Com. Ltd	1.24	1.25	2.61
188	Polaris Financial Tech. Ltd	3.31	3.31	3.32
189	Power Finance Corp Ltd	117.49	51.68	146.02
190	Mahindra Lifespace Dev. Ltd	2.62	2.64	3.83
191	Rallis India Ltd	3.50	2.13	3.92
192	Ramco Cements Ltd	8.66	7.80	7.2
193	Edelweiss Financial Services Ltd	1.39	1.40	1.76
194	Redington India Ltd	4.92	0.00	5.58
195	JSW Energy Ltd	15.72	15.83	22.78
196	Repcos Home Finance Ltd.	2.24	0.13	2.95

No.	Company	Prescribed CSR Spend FY 2014-15	Actual CSR Spend FY 2014-15	Prescribed CSR Spend FY 2015-16*
197	Ruchi Soya Industries Ltd	3.46	0.46	2.9
198	Rural Electrification Corp Ltd	103.25	46.04	127.48
199	Sharda Cropchem Limited	2.05	1.44	2.58
200	Shreyans Industries	24.70	20.03	0.31
201	Shriram City Union Finance Ltd.	13.13	0.09	15.25
202	Shriram Transport Fin. Co Ltd	40.52	6.92	37.91
203	Nava Bharat Ventures Ltd	4.62	4.65	4.48
204	SJVN Limited	25.79	24.83	30.47
205	Solar Industries India Ltd	1.76	1.77	2.19
206	ITC Ltd	212.92	214.06	248.94
207	South Indian Bank Ltd	11.98	1.45	12.2
208	SREI Infrastructure Finance Ltd	2.26	1.38	2.28
209	SRF Ltd	7.71	4.41	6.8
210	Steel Authority of India Ltd	78.00	35.04	58.82
211	Emami Ltd	7.55	7.59	9.37
212	Sundaram Fastners	2.99	2.18	3.13
213	Suven Life Sciences Ltd	1.68	0.77	2.58

No.	Company	Prescribed CSR Spend FY 2014-15	Actual CSR Spend FY 2014-15	Prescribed CSR Spend FY 2015-16*
214	Swaraj Engines	1.70	1.70	1.71
215	Tata Chemicals Ltd	11.66	10.20	14.99
216	J.B. Chemicals & Pharma. Ltd.	2.09	2.10	2.43
217	Tata Communications Ltd	9.8	5.31	16.41
218	Tata Consultancy Services Ltd	285.00	219.00	425.3
219	Biocon Ltd	7.10	7.13	7.89
220	Orient Cement Ltd	2.66	2.67	4.35
221	Dabur India Ltd	14.66	14.71	17.26
222	Tata Sponge Iron Ltd.	2.50	2.50	2.75
223	Adani Ports and Special Economic Zone Ltd.	35.79	35.90	41.65
224	Balmer Lawrie & Co. Ltd.	3.87	3.88	4.36
225	Thermax Ltd	9.88	8.43	9.47
226	Timken India Ltd.	1.62	1.62	1.68
227	Titan Co Ltd	19.36	12.32	20.5
228	Mahindra & Mahindra Ltd	83.03	83.24	86.57
229	Triveni Turbine Limited	2.63	2.24	2.62

No.	Company	Prescribed CSR Spend FY 2014-15	Actual CSR Spend FY 2014-15	Prescribed CSR Spend FY 2015-16*
230	Birla Corp Ltd	5.66	5.67	4.77
231	Tube Investments Of India	2.99	2.64	2.95
232	Praj Industries Ltd	1.86	1.86	1.51
233	Uflex Ltd	3.28	1.49	3.26
234	UltraTech Cement Ltd	61.51	44.46	63.24
235	Unichem Laboratories Ltd	3.08	2.41	3.14
236	Hindustan Petroleum Corp Ltd	34.03	34.07	54.96
237	V-Guard Industries Ltd	1.63	1.63	1.85
238	Vardhman Textiles Ltd.	9.88	6.00	12.16
239	Vinati Organics Ltd	2.08	2.06	2.7
240	VIP Industries Ltd	2.50	2.50	1.29
241	Voltas Ltd	6.00	3.30	6.21
242	VST Industries Ltd	4.13	2.03	4.25
243	Welspun India Ltd.	2.50	2.50	6.39
244	Whirlpool of India Ltd	3.59	3.56	4.36
245	Jaypee Infratech Ltd	19.10	19.12	11.32

No.	Company	Prescribed CSR Spend FY 2014-15	Actual CSR Spend FY 2014-15	Prescribed CSR Spend FY 2015-16*
246	Mahindra & Mahindra Financial Services Ltd	24.86	24.88	25.86
247	Yes Bank Ltd	25.00	15.71	47.74
248	Zee Entertainment Enterp. Ltd	19.30	16.80	22.26
249	Zensar Technologies Ltd	3.94	1.56	4.55
250	Zydus Wellness Ltd	1.79	1.79	1.99

\* Companies' income from overseas operations is part of the estimated prescribed budget. To calculate the exact prescribed CSR budget, this needs to be adjusted as per the formula to calculate the prescribed CSR budget.

©Renalysis Consultants Pvt Ltd