

**A SNAPSHOT
OF CSR SPEND
IN FY 2015-16**

**250 BIG
COMPANIES
IN INDIA**

September 2016

Abridged Version
www.ngobox.org



India CSR Outlook
Report 2016

About the Report

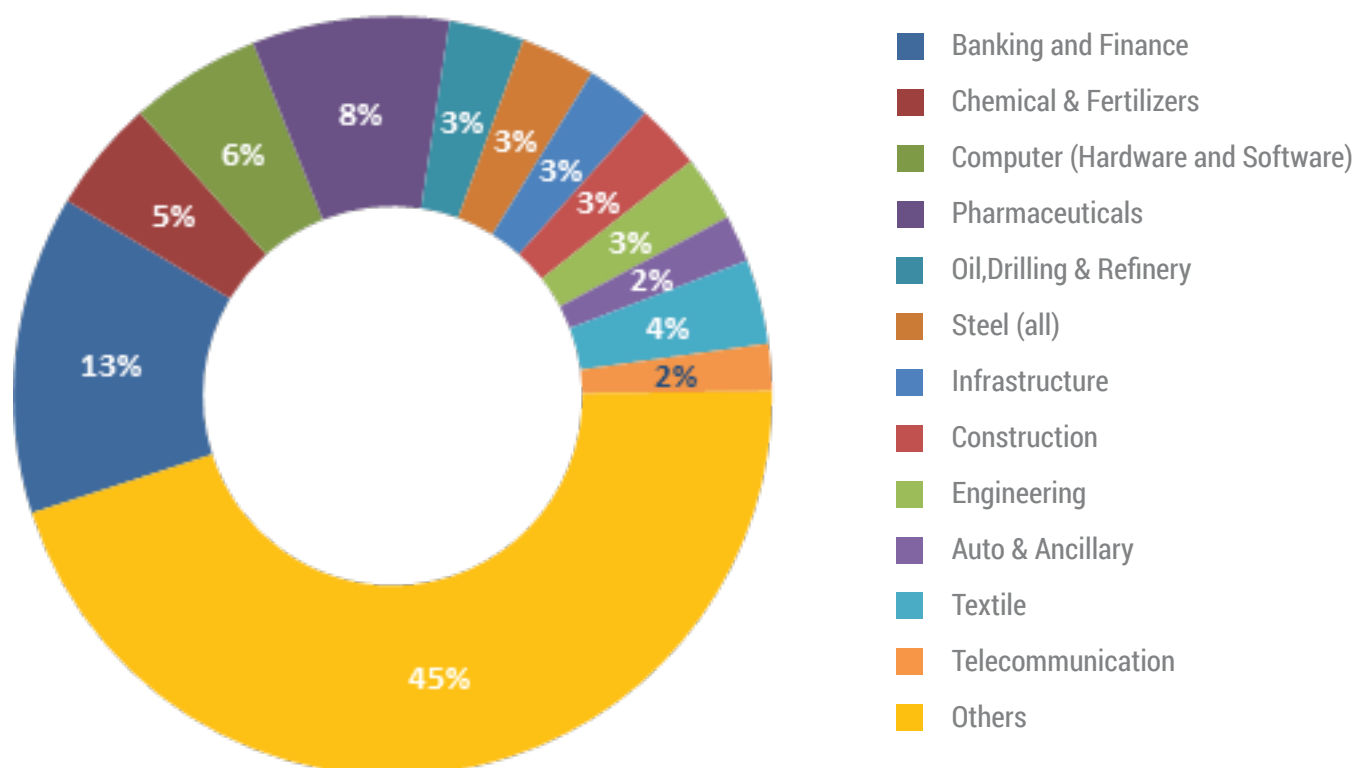
The 'India CSR Outlook Report (ICOR), an annual research publication of NGOBOX, presenting in-depth analysis of CSR spend of big companies in previous financial year. The 2016 report is the second such publication after the first report that was highly appreciated by various Ministries, Businesses and Academic institutions. The report was referred in over 30 news and research articles within 1 month of the release in October 2015.

The 2nd ICOR provides an in-depth analysis of CSR spend of big 250 companies in FY 2015-16. The report visualizes a few important curves of CSR landscapes in India, entirely based on actual CSR spending data of these companies. While at the time of its release on 27th Sept 2016, this is the first such analysis of CSR spend of this large number of companies in FY 2015-16. These 250 companies account for more than 1/3rd of total CSR spend in India, making it a big sample size for any such study and analysis.

The 250 companies presented in this report were selected on the basis of following few criteria:

- I. The prescribed CSR spend for FY 2015-16 was more than INR 1 Cr.
- II. Availability of the last year's annual report of the company by 30th Aug 2016
- III. Representation of all the sectors (as per the BSE listing) in the sample size
- IV. Availability of the required data in the annual report (as some companies have not disclosed vital information of CSR projects in their Director's report.)

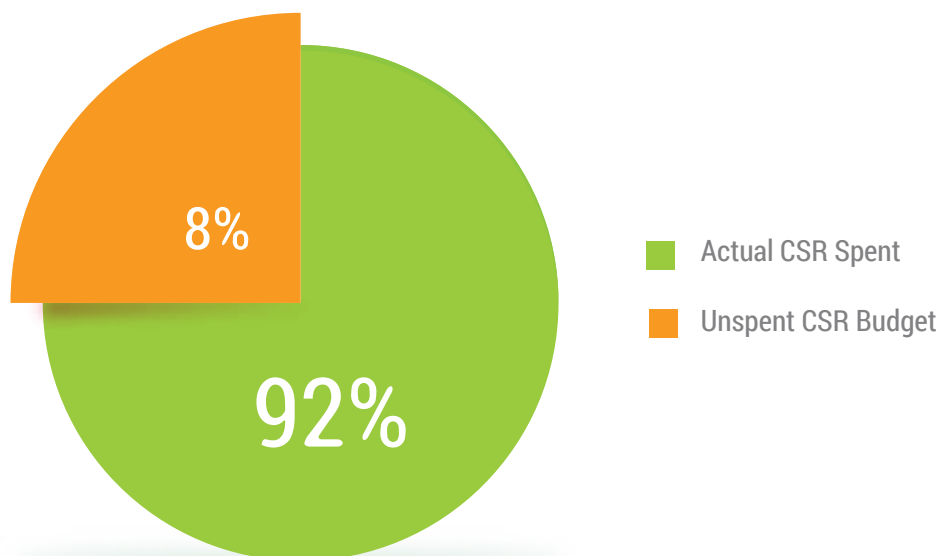
Sector Representation in the Report



Key Insights

250 Companies in the study (INR Cr)

No. of companies in the study	250
Total no. of projects implemented	2862
No. of Public Sector Enterprises	22
PSU's share in Total Actual CSR spends	30% (INR 2140 Cr)

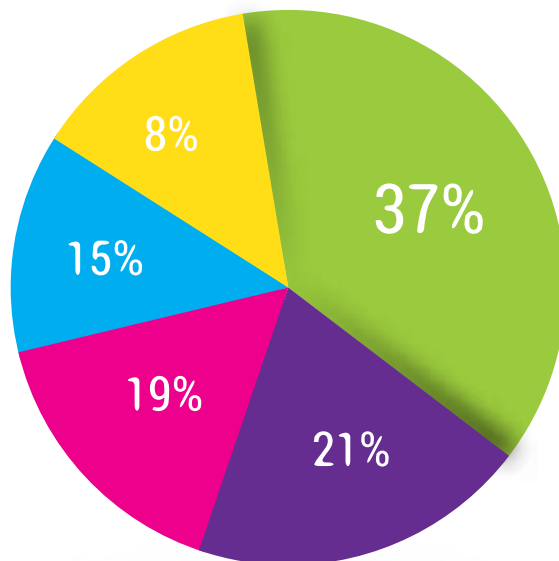


Prescribed CSR (Cr.)	7143
Actual CSR spend (Cr.)	6578
Actual CSR spend in percentage (to prescribed CSR)	92.1%
Change in actual CSR spend from FY 2014-15 (in percentage)	+13% ↑

There is substantial improvement in the actual CSR spend to prescribed CSR in FY 2015-16. While it was 79% in FY 2014-15, it has increased to 92% in last financial year.

Actual to Prescribed CSR Spend: CSR Compliance Meter!

Almost one third of the companies spent more than the prescribed CSR while one fifth of the companies spent exactly as the prescribed CSR.



Actual CSR Spent Range	No. of companies
More than the prescribed CSR	93 ↑
Exactly as prescribed	52 ↔
66% to 99% of the prescribed	47 ↓
33% to 66% of the prescribed	39 ↓
Less than 33% of the prescribed	19 ↓

58% of the companies have spent either exactly as the prescribed CSR or more than the prescribed CSR. This is a good improvement from the FY14-15 where this percentage was 48%.

While in 2014-15, there were 3 companies who had not spent any single penny from the prescribed CSR budget, in 2015-16 all companies have spent certain amount from the CSR budget. This indicates that companies have become serious about the CSR and they are endeavoring to match the prescribed CSR requirements with the actual CSR spend. The fact that 58% of the companies spent exactly as prescribed or more than the prescribed, shows a lot of improvement in the CSR compliance level.

Top 10 Companies-By Actual CSR Spend (INR Cr)

Actual CSR Spent Prescribed CSR



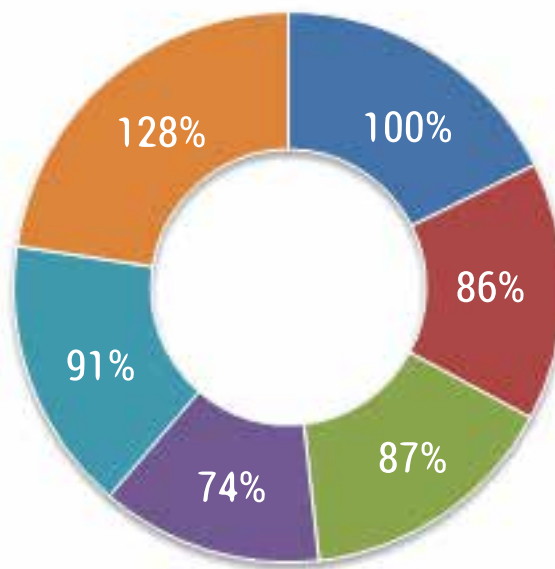
These 10 companies together spent INR 3350 Cr in CSR while their prescribed CSR was INR 3064 Cr. This is almost 9% more than what the Section 135 asks for.

In 2014-2015 only Reliance Industries had spent more than the prescribed CSR among the top 10 performers. While in 2015-16, we see five companies, among the top 10, spending more than the prescribed CSR. This indicates that companies are ready to raise the bar for CSR projects.

However, our interaction with a few companies has raised one pertinent question- Do the shareholders allow companies to invest more than the prescribed budget on CSR! Social good beyond the legal provision still needs to be tested through the lens of shareholders as this is just the beginning for mandatory CSR and the landscape is still evolving.

Sector-wise Performance (Actual CSR Spend in %)

Actual CSR Spent to the Prescribed CSR (INR Cr.)



Auto and Auto Ancillaries



Banking & Finance



Computers (Software and Hardware)



Pharmaceuticals



Oil, Drilling & Refineries + Petrochemicals



Steel (All)

No. of companies	5	34	14	21	8	8
Prescribed CSR	249	1369	894	256	1508	294
Actual CSR	249	1178	774	189	1368	378
% of Actual to Prescribed CSR	100%	86%	87%	74%	91%	128%

Top 20 Companies with Actual CSR Spend (INR Cr.) FY 2015-16

Company	Prescribed CSR	Actual CSR	Actual CSR in %
Reliance Industries Ltd	557.78	651.57	117%
NTPC Ltd	349.65	491.80	141%
Oil & Natural Gas Corp Ltd	593.70	421.00	71%
Tata Consultancy Services Ltd	360.00	294.00	82%
ITC Ltd	246.76	247.50	100%
Tata Steel Ltd	150.00	213.24	142%
National Mineral Development Corporation	193.28	210.09	109%
Infosys Ltd	256.01	202.30	79%
Power Finance Corp Ltd	145.09	196.20	135%
ICICI Bank Ltd	212.00	172.00	81%
Wipro Ltd	156.00	159.80	102%
Indian Oil Corp Ltd	141.50	156.68	111%
State Bank of India	143.92	143.92	100%
Axis Bank Ltd	163.03	137.41	84%
Rural Electrification Corp Ltd	128.00	128.20	100%
HDFC Bank Ltd	127.28	120.72	95%
Larsen & Toubro Ltd	101.46	119.90	118%
Hindustan Unilever Ltd	91.94	92.12	100%
Bajaj Auto Ltd	86.46	86.72	100%
Maruti Suzuki India Ltd	65.40	78.46	120%

* Actual to prescribed CSR in %

Thematic Priorities in CSR Schedule VII-Theme-wise number of companies

Actual CSR Spent to the Prescribed CSR



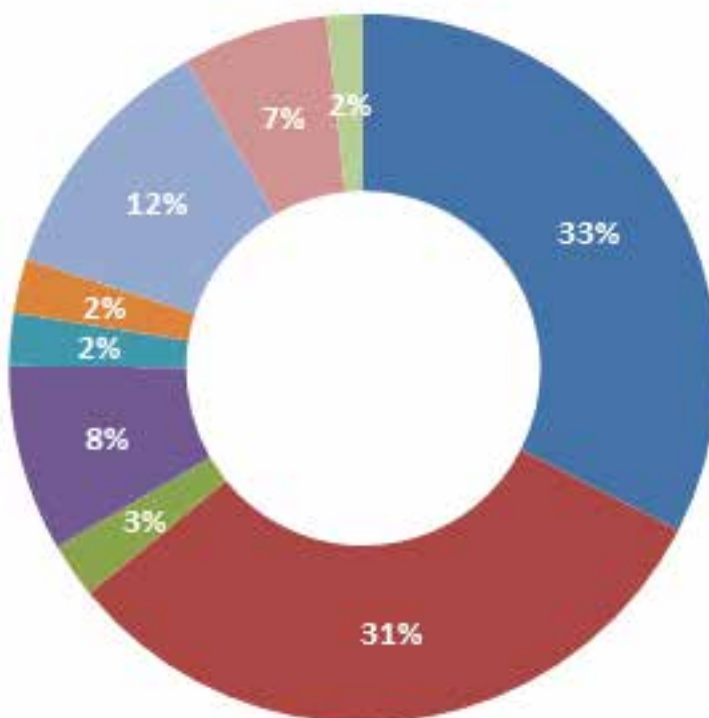
Education (including skilling) and Healthcare (including WASH) themes have been favorites of companies for implementing CSR projects.

Rural sports promotion is the new area which is gradually becoming popular in CSR projects

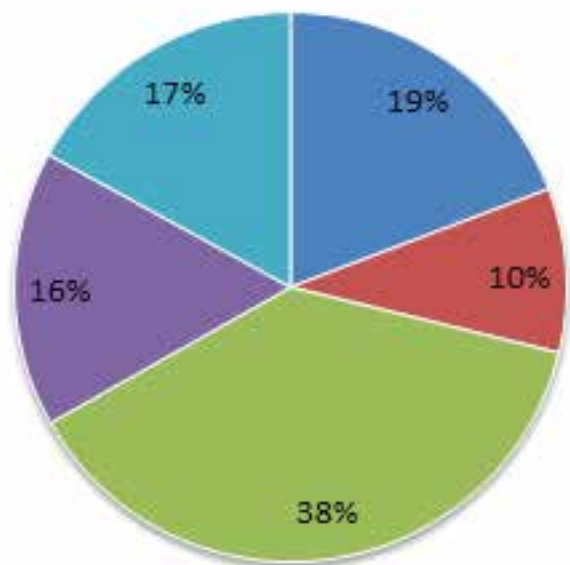
Theme-wise number of projects

Thematic Area	No. of projects	INR Cr.
Poverty Alleviation, Healthcare and WASH	876	2142
Education and Skills	1189	2073
Women Empowerment and Inclusive Development	171	167
Protection of National Heritage, art and culture	87	83
Benefits to armed forces veterans, war widows	16	7
Environmental sustainability	345	559
Technology incubators within academic institutions	15	12
Rural sports, Paralympics and Olympic sports	88	159
PM Relief Fund and Others	44	162
Rural Development projects	206	771
Urban slum development	10	7
Admin Expenses	-	437

Theme-wise CSR Spend



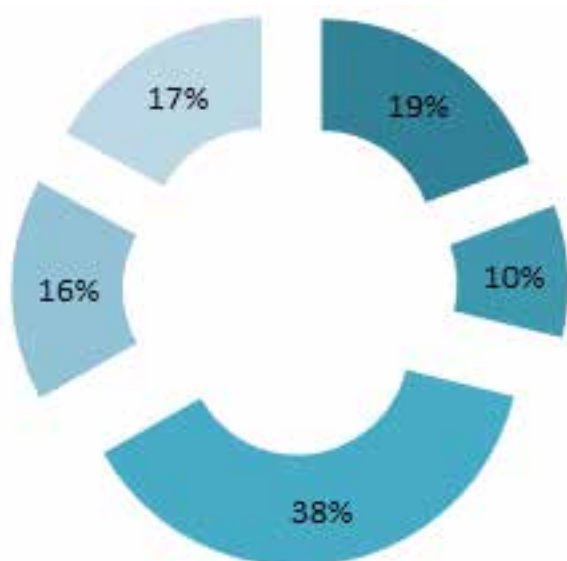
CSR Fund in Healthcare and WASH (Total 219 Companies)



CSR fund	No. of companies
More than INR 10 Cr	29
INR 5 to 10 Cr	22
INR 1 to 5 Cr	76
INR 0.5-1 Cr	27
Less than 0.5 Cr	65

10 companies spent more than INR 50 Cr (each) in Healthcare and WASH projects

CSR Fund in Education and Skilling

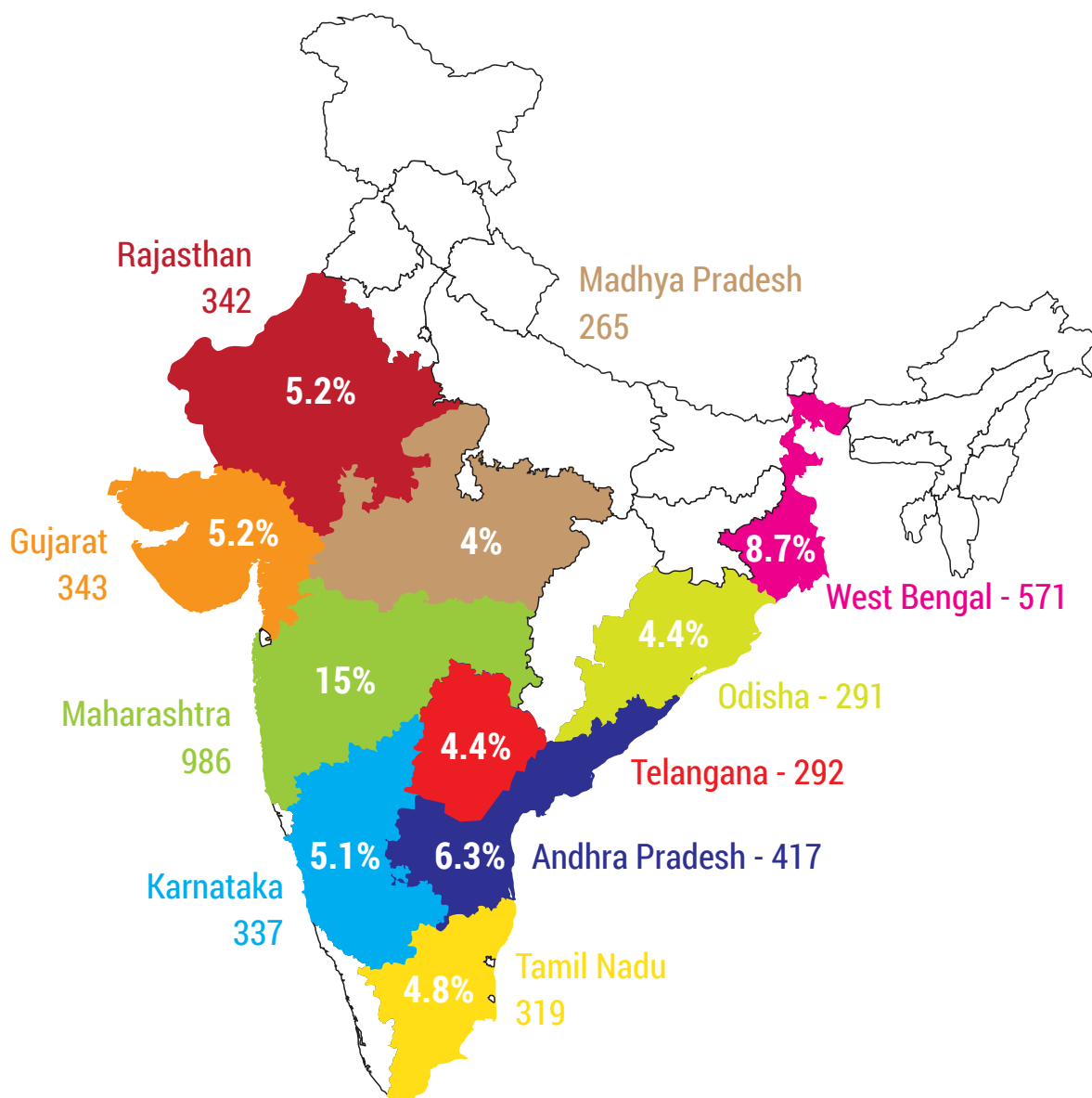


CSR fund	No. of companies
More than INR 10 Cr	44
INR 5 to 10 Cr	22
INR 1 to 5 Cr	87
INR 0.5-1 Cr	37
Less than 0.5 Cr	39

9 companies spent more than INR 50. Cr.(each) in Education and Skill Development projects

Geographic Distribution of CSR Fund

Top 10 States (CSR Fund Flow-wise-INR Cr.)



Maharashtra, West Bengal and Andhra Pradesh together get one-fourth of India's Total CSR Fund

States where more than 100 Companies implemented CSR Projects (In alphabetical order)

State	No. of companies	No. of CSR Projects
Andhra Pradesh	104	566
Delhi	115	473
Gujarat	131	711
Haryana	104	387
Karnataka	124	600
Maharashtra	162	1105
Rajasthan	106	481
Tamilnadu	133	625
Uttar Pradesh	108	472
West Bengal	111	467

Observations

It has been interesting for our Research Team to work on 'India CSR Outlook Report' for past two years. This year our Team studied 475 companies' annual CSR report before finalizing on the 250 companies based on the criteria mentioned at the beginning of this report.

There are a few interesting observations that we would like to share:

Overall quality of reports and availability of data has improved a lot from the last year and companies have become more serious at CSR reporting front.

Despite the fact that the Section 135 of the Companies Act mandates companies to prepare CSR report (as part of the annual report) in a particular format, more than 30 companies have not followed the format and went on hiding (moreover ignoring) crucial information like project location, implementing partners, project specific budget and spend etc.

We see a lot of discrepancy in the reported data when accounting for actual CSR spend and project-wise CSR spend of companies.

A few companies spent the unspent amount of last year's CSR budget in this financial year (15-16) and have calculated it as the actual CSR spend of FY 15-16, taking their actual CSR spend much higher than the prescribed CSR of this FY. We had to sanitize the data to present the clear picture of this financial year.

Even though the Section 135 of the Companies Act mandates companies to give names of the implementing partners in the report, many companies have not given the names of implementing partners and have used the term 'NGO partner' or 'various NGOs'.

About NGOBOX

NGOBOX (a venture of Renalysis Consultants Pvt Ltd) is a development communication platform helping companies, CSR foundations, NGOs and social enterprise to network, communicate and find resources online and offline. We are a leading CSR research platform in the Country with over 30 data-reports on CSR in India. We help companies and CSR foundations to identify credible CSR implementing agencies based on thematic and geographic priorities, at the same time we help NGOs and social enterprises to build capacities to match with the expectations of companies when it comes to implementation of CSR projects.

With the verified database of over 56000 non-profits, CSR Teams and social enterprise, we present immense opportunities for organizations to promote their products/services with one-click promotion and outreach. Some of our clients are WHO India, UNICEF, NASSCOM Foundation, Tata Steel, IIM-B, Deshpande Foundation, ITC, HCL Foundation etc. To know more about us, please visit www.ngobox.org

Contact us at : bhomik@ngobox.org (+91-9560352170)

©Renalysis Consultants Pvt Ltd (NGOBOX)

List of 250 Companies in the Report

No.	Company	Prescribed CSR Spending FY 2015-16	Actual CSR Spending FY 2015-16	Prescribed CSR Spending FY 2016-17*
1	Aarti Drugs Ltd	1.67	1.75	1.85
2	Abbott India Ltd	5.60	6.45	6.56
3	Adani Ports and Special Economic Zone	40.40	40.81	48.55
4	Aditya Birla Nuvo Ltd	7.01	7.40	13.6
5	Agro Tech Foods Ltd	1.09	0.54	0.92
6	AIA Engineering Ltd	8.24	4.96	11.68
7	Ajanta Pharma Ltd	6.09	6.39	8.73
8	Akzo Nobel India Ltd	3.64	3.52	5.19
9	Alembic Pharmaceuticals Ltd	6.26	6.26	10.61
10	Alkyl Amines Chemicals	1.23	0.88	1.36
11	Allcargo Logistics Ltd.	2.38	6.60	2.3
12	Amara Raja Batteries Ltd	10.57	11.98	12.46
13	Apollo Hospitals Enterprise Ltd	8.64	8.64	8.93
14	Apollo Tyres Ltd	12.93	12.96	18.71
15	Arvind Ltd.	7.27	9.61	8.9
16	Asian Paints Ltd	33.75	34.44	34.36
17	Astra Microwave Products Ltd.	1.34	1.34	1.48
18	Astral Polytechnik Ltd	1.83	1.83	2.01
19	Atul Ltd.	5.14	5.31	6.68
20	Aurobindo Pharma Ltd	28.22	18.76	39.24
21	Avanti Feeds	2.39	4.28	3.45
22	AVT Natural Products	1.29	0.96	1.03
23	Axis Bank Ltd	163.03	137.41	218.66
24	Bajaj Auto Ltd	86.46	86.72	94.01
25	Bajaj Finance Ltd	21.31	21.36	29.42
26	Bajaj Finserv Ltd	1.60	1.62	3.05
27	Bajaj Holdings and Investment Ltd	6.86	6.91	20.91
28	Balkrishna Industries Ltd	13.20	13.20	15.28
29	Balmer Lawrie & Co. Ltd.	3.94	3.95	4.43
30	BASF India Limited	1.80	0.66	0.89
31	Bayer CropScience Ltd/India	9.48	9.48	9.85
32	Berger Paints	6.78	4.38	8.41
33	BGR Energy Systems Ltd.	3.44	0.39	2.22
34	Bharat Electronics Ltd	25.23	7.89	29.74
35	Bharat Heavy Electricals Ltd	110.10	66.20	37.96
36	Bharat Forge Ltd.	14.03	12.50	23.16
37	Bharti Airtel Ltd.	189.00	42.15	227.15
38	Bharti Infratel Ltd.	25.50	20.94	45.03

List of 250 Companies in the Report

No.	Company	Prescribed CSR Spending FY 2015-16	Actual CSR Spending FY 2015-16	Prescribed CSR Spending FY 2016-17*
39	Biocon Ltd	8.10	8.10	12.34
40	Birla Corp Ltd	4.77	4.35	3.68
41	Blue Star Ltd.	1.34	1.18	2.45
42	Bombay Dyeing & Manufacturing Co Ltd- Amount Neg	1.39	0.31	1.04
43	Brigade Enterprises	1.97	2.00	2.93
44	Britannia Industries Ltd.	10.46	10.46	17.05
45	Cadila Healthcare Ltd	16.46	16.46	32.29
46	Cairn India Ltd	107.21	51.50	68.42
47	Can Fin Homes Ltd	2.13	1.08	3.32
48	Capital First Ltd.	2.27	1.21	2.94
49	Carborundum Universal Ltd	1.88	2.21	3.13
50	CCL Products (India) Ltd.	2.02	1.75	2.32
51	CEAT Ltd	6.95	7.73	9.71
52	Century Enka	1.32	1.31	1.65
53	Century Plyboards India Ltd	2.04	2.16	2.98
54	Cera Sanitaryware	1.80	1.66	2.09
55	CESC Ltd	16.53	16.58	17.38
56	Chambal Fertilizers & Chemicals Ltd	8.45	9.06	6.62
57	Cholamandalam Investment & Finance Co. Ltd.	11.05	11.30	13.85
58	City Union Bank	8.92	8.05	10.25
59	Coal India Ltd.	4.18	4.18	303.91
60	Colgate-Palmolive India Ltd- report to be checked	13.10	8.01	15.58
61	Coromandel International Ltd	11.18	8.85	11.24
62	Crompton Greaves Ltd	13.10	8.01	3.08
63	Cummins India Ltd	16.00	13.73	17.74
64	Cyient Ltd	4.76	4.76	6.41
65	Dabur India Ltd	17.25	17.44	20.34
66	DB Corp Ltd	8.59	4.62	9.43
67	DCM Shriram Ltd	5.03	5.03	6.51
68	Deepak Fertilisers & Petrochemicals Corp. Ltd.	3.92	1.68	4.09
69	Deepak Nitrite	1.22	1.58	1.45
70	Dewan Housing Finance Corp Ltd	15.19	7.03	18.54
71	Dhanuka Agritech	2.16	2.25	2.61
72	Divi's Laboratories Ltd	20.39	7.93	22.98
73	DLF Ltd	10.40	10.40	17.99
74	Dr Reddy's Laboratories Ltd	41.88	41.20	40.63
75	eClerx Services Ltd	5.13	5.17	6.46
76	Edelweiss Financial Services Ltd	1.74	1.75	2.68

List of 250 Companies in the Report

No.	Company	Prescribed CSR Spending FY 2015-16	Actual CSR Spending FY 2015-16	Prescribed CSR Spending FY 2016-17*
77	EIH Ltd	1.97	1.82	3.04
78	Electrosteel Castings	2.35	2.35	2.09
79	Elgi Equipments Ltd.	1.81	3.86	1.48
80	Emami Ltd	9.45	9.97	9.4
81	Engineers India Ltd	13.63	14.10	10.38
82	Entertainment Network India	2.00	2.00	2.72
83	Essel Propack	1.41	0.63	1.99
84	Exide Industries Ltd.	14.89	4.52	16.19
85	FDC Ltd.	3.77	0.64	4.25
86	Federal Bank Ltd	26.18	12.30	23.02
87	Finolex Industries Ltd	3.17	3.53	4.44
88	Gateway Distriparks Ltd	1.48	1.48	2.04
89	Glaxosmith klin Pharmaceuticals	17.11	10.87	18
90	Glenmark Pharmaceuticals Ltd	14.10	11.93	23.05
91	Godfrey Phillips India Ltd	4.96	4.96	5.09
92	Godrej Consumer Products Ltd	14.22	14.57	16.54
93	Godrej Properties Ltd	2.18	2.18	1.82
94	Granules India Ltd	1.99	1.40	2.9
95	Graphite India Ltd.	4.06	1.03	3.41
96	Grasim Industries Ltd	15.82	15.05	19.38
97	Great Eastern Shipping Co Ltd	2.99	2.19	7.81
98	GRUH Finance Ltd.	4.94	2.26	6.04
99	Gujarat State Petronet Ltd	14.26	1.37	13.24
100	Hatsun Agro Products Ltd	1.24	1.29	1.75
101	Havells India Ltd	11.48	11.48	14.37
102	HDFC Bank Ltd	127.28	120.72	311.59
103	Hero MotoCorp Ltd	58.18	65.00	70.6
104	HIL	1.27	1.68	1.08
105	Hindalco Industries	31.00	34.14	24.43
106	Hindustan Copper Ltd	6.09	7.68	3.71
107	Hindustan Petroleum Corp Ltd	53.92	71.76	83.38
108	Hindustan Unilever Ltd	91.94	92.12	113.91
109	Hindustan Zinc Ltd	126.33	63.25	172.33
110	HT Media	2.45	2.45	3.92
111	ICICI Bank Ltd	212.00	172.00	279.89
112	ICRA Ltd.	1.30	1.30	1.73
113	IDBI Bank Ltd- Amount negative	14.41	9.44	0
114	Idea Cellular	54.88	18.47	73.03

List of 250 Companies in the Report

No.	Company	Prescribed CSR Spending FY 2015-16	Actual CSR Spending FY 2015-16	Prescribed CSR Spending FY 2016-17*
115	IDFC Limited	23.40	13.69	18.3
116	IFCI Ltd	7.58	6.81	12.15
117	IL&FS Transportation Networks	7.31	7.31	6.38
118	Indian Metals & Ferro Alloys- Amount negative	1.26	6.26	0
119	Indian Oil Corp Ltd	141.50	156.68	225.07
120	Indoco Remedies Ltd.	1.53	0.64	1.88
121	Indraprastha Gas Ltd	11.45	4.43	12.16
122	IndusInd Bank Ltd	42.76	27.32	55.38
123	Info Edge (India) Ltd	3.60	3.60	4.42
124	Infosys Ltd	256.01	202.30	343.29
125	Ingersoll-Rand (India) Ltd	2.07	2.11	1.89
126	Ipca Laboratories Ltd	9.51	4.80	7.3
127	ITC Ltd	246.76	247.50	273.75
128	J.B. Chemicals & Pharmaceuticals Ltd.	2.75	2.44	3.23
129	J.K. Cement Ltd.	4.24	4.64	2.92
130	J.K. Tyre Industries Ltd.	4.72	4.76	7.76
131	Jammu & Kashmir Bank	27.33	28.48	21.76
132	Jaypee Infratech Ltd	11.73	17.00	3.22
133	Jindal Steel & Power Ltd- Amount Negative	24.42	26.71	0
134	JK Lakshmi Cement	3.09	3.12	1.28
135	JSW Energy Ltd	22.74	22.79	23.74
136	JSW Steel Ltd	51.22	51.36	0.92
137	Jubilant FoodWorks Ltd	2.71	2.23	3.51
138	Jyothy Laboratories Ltd	1.95	1.89	3.03
139	Kalpataru Power Transmission Ltd	2.20	0.70	5.19
140	Kansai Nerolac Paints Ltd.	6.79	5.29	11.8
141	Karnataka Bank Ltd	9.57	4.89	9.86
142	Karur Vysya Bank	10.97	2.05	11.8
143	Kirloskar ferrous Industries Ltd	1.29	1.30	1.43
144	Kirloskar Oil Engines Ltd	4.81	4.93	4.17
145	Kitex Garments Ltd	1.83	3.20	2.67
146	Kotak Mahindra Bank Ltd	47.33	11.10	54.86
147	KPIT Technologies Ltd	3.90	3.90	4.1
148	KRBL	5.96	0.63	7.69
149	Lakshmi Machine Works Ltd	4.82	4.89	5.85
150	Lakshmi Vilas Bank	2.44	0.88	3.06
151	Larsen & Toubro Ltd	101.46	119.90	137.72
152	Lloyd Electric and Engineering	1.72	0.34	1.76

List of 250 Companies in the Report

No.	Company	Prescribed CSR Spending FY 2015-16	Actual CSR Spending FY 2015-16	Prescribed CSR Spending FY 2016-17*
153	Lupin Ltd	54.15	20.51	68.38
154	Magma Fincorp Ltd.	4.79	2.84	4.13
155	Maharashtra Seamless Ltd	3.12	3.15	2.25
156	Mahindra & Mahindra Financial Services Ltd	29.03	29.05	24.25
157	Mahindra Holidays & Resorts India Ltd	2.80	2.80	2.84
158	Mahindra Lifespace Developers Ltd	3.77	2.44	3.87
159	Manappuram Finance Ltd	7.07	9.18	8.5
160	Marico Ltd	11.17	10.02	15.95
161	Maruti Suzuki India Ltd	65.40	78.46	100.41
162	McLeod Russel India Ltd	3.66	4.35	2
163	MindTree Ltd	9.34	9.37	13.6
164	Motherson Sumi Systems Ltd	13.60	2.26	16.18
165	Natco Pharma Ltd	2.77	2.88	3.44
166	National Aluminium Co Ltd	26.24	27.17	27.56
167	National Mineral Development Corporation	193.28	210.09	160.21
168	Nava Bharat Ventures Ltd	4.29	4.35	3.28
169	Navin Florine Int Ltd	1.42	1.95	1.66
170	Navneet Education Limited	3.58	3.60	3.78
171	Nesco Ltd.	2.60	2.60	3.14
172	NHPC Ltd	43.28	72.67	50.71
173	NIIT Technologies Ltd	3.59	4.70	4.42
174	Novartis India Ltd	2.39	2.43	1.95
175	NTPC Ltd	349.65	491.80	229.98
176	Oberoi Realty Ltd	7.37	5.45	9.97
177	OCL India Ltd	3.47	3.97	3.89
178	Oil & Natural Gas Corp Ltd	593.70	421.00	549.18
179	Oracle Financial Services Software Ltd	33.44	24.84	32.3
180	Orient Cement Ltd	4.36	3.51	3.1
181	Page Industries Ltd	4.60	0.80	5.81
182	Persistent Systems Ltd	6.19	6.20	7.04
183	Petronet LNG Ltd	25.06	5.96	21.6
184	Pfizer Ltd (India)	6.25	6.44	6.53
185	Phoenix Mills Ltd.	3.32	0.36	3.53
186	PI Industries Ltd	5.14	3.87	6.73
187	Pidilite Industries Ltd	12.79	13.04	15.42
188	Polaris Financial Tech. Ltd	3.04	3.04	3.1
189	Power Finance Corp Ltd	145.09	196.20	166.65
190	Praj Industries Ltd	1.71	1.96	1.5

List of 250 Companies in the Report

No.	Company	Prescribed CSR Spending FY 2015-16	Actual CSR Spending FY 2015-16	Prescribed CSR Spending FY 2016-17*
191	Rallis India Ltd	3.88	3.99	3.86
192	Ramco Cements Ltd	7.33	6.66	8.09
193	Rashtriya Chemicals & Fertilizers Ltd.	9.37	9.65	7.78
194	Ratnamani Metals and Tubes Ltd	4.43	3.67	4.75
195	Redington India Ltd	4.92	2.85	5.82
196	Reliance Industries Ltd	557.78	651.57	619.91
197	Ruchi Soya Industries Ltd	1.94	0.36	0
198	Rural Electrification Corp Ltd	128.00	128.20	146.69
199	Sharda Cropchem Limited	2.70	2.70	3.58
200	Shriram City Union Finance Ltd.	15.25	6.50	16.19
201	Shriram Transport Finance Co Ltd	37.89	18.73	36.35
202	Simplex Infrastructures Ltd	1.85	1.90	1.83
203	SJVN Limited	30.46	28.87	33.94
204	Sobha Developers Ltd	6.00	15.01	5.77
205	Solar Industries India Ltd	2.17	2.23	2.73
206	South Indian Bank Ltd	11.57	2.30	11.23
207	SREI Infrastructure Finance Ltd	2.40	1.35	1.93
208	SRF Ltd	6.50	8.75	7.76
209	State Bank of India	143.92	143.92	328.41
210	Steel Authority of India Ltd	57.20	76.16	0
211	Sterlite Technologies Ltd.	1.61	2.23	2.79
212	Sundaram Fastners	3.20	1.70	3.73
213	Suven Life Sciences Ltd	2.66	1.81	3.16
214	Swaraj Engines	1.70	1.62	1.68
215	Tata Chemicals Ltd	12.34	13.97	14.83
216	Tata Coffee Ltd.	2.35	2.47	2.88
217	Tata Communications Ltd	13.85	13.85	14.14
218	Tata Consultancy Services Ltd	360.00	294.00	514.74
219	Tata Elxsi Ltd	1.66	1.66	3.38
220	Tata Global Beverages Ltd	4.50	5.53	10.63
221	Tata Power Co Ltd	28.29	29.01	27.82
222	Tata Sponge Iron Ltd.	2.74	2.74	2.19
223	Tata Steel Ltd	150.00	213.24	162.33
224	Tech Mahindra Ltd	41.40	46.91	67.27
225	Thermax Ltd	8.97	13.75	8.94
226	Timken India Ltd.	1.69	1.70	2.2
227	Titan Co Ltd	20.88	17.42	19.61
228	Torrent Pharmaceuticals Ltd	16.41	16.91	27.43

List of 250 Companies in the Report

No.	Company	Prescribed CSR Spending FY 2015-16	Actual CSR Spending FY 2015-16	Prescribed CSR Spending FY 2016-17*
229	Tribhovandas Bhimji Zaveri Ltd	1.64	0.66	0.67
230	Triveni Turbine Limited	2.64	2.64	2.61
231	TTK Prestige Ltd	3.14	3.22	3.01
232	Tube Investments Of India	2.11	2.73	8.13
233	Uflex Ltd	2.78	3.79	3.65
234	UltraTech Cement Ltd	57.82	50.89	58.12
235	Unichem Laboratories Ltd	2.91	2.53	2.9
236	United Breweries Ltd.	6.51	6.10	7.74
237	UPL Ltd	7.88	11.56	13.19
238	Vardhman Textiles Ltd.	11.76	5.01	14.89
239	V-Guard Industries Ltd	1.87	1.87	2.38
240	VIP Industries Ltd	1.16	1.20	1.6
241	Voltas Ltd	6.97	6.87	7.72
242	VST Industries Ltd	4.25	4.25	4.53
243	Welspun India Ltd.	5.72	5.72	10.53
244	Whirlpool of India Ltd	4.36	4.37	5.6
245	Wipro Ltd	156.00	159.80	204.31
246	Wonderla Holidays Ltd	1.26	1.13	1.45
247	Yes Bank Ltd	47.75	29.52	60.02
248	Zee Entertainment Enterprises Ltd	22.14	22.83	24.77
249	Zensar Technologies Ltd	4.67	4.62	5.52
250	Zydus Wellness Ltd	1.98	1.98	2.01

***Companies' income from overseas operations and any pending liability may change the prescribed CSR requirement of FY 2016-17, as these numbers have not been accounted in this estimation. The information is for education and sector-wise analysis purpose only. Users are requested to do prior verification before using the data for any study. We do not hold responsibility for the same.**